



## NORRES INDUSTRIAL HOSES SWEEPING AND CLEANING MACHINES



Municipal vehicle: Sweeper, sweeping machine

Recommended by NORRES customers:

- AIRDUC® PUR 350 AS
- AIRDUC® PUR 351 FOOD
- AIRDUC® PUR 355 AS
- AIRDUC® PUR 355 SWEEPER
- AIRDUC® PUR 355 SWEEPER REINFORCED

Proven Alternatives:

- PROTAPE® PUR 327 MEMORY
- PROTAPE® PUR 327 PP
- AIRDUC® PUR 355 VAC-TRUCK ORANGE
- NORPLAST® PUR 385 AS



Municipal vehicle: Lawn mower, slope mower, leaf blower / leaf collector

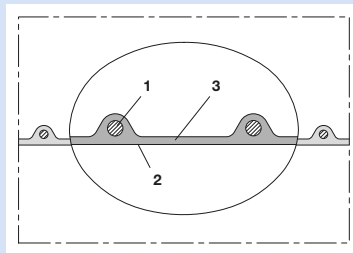

Recommended by NORRES customers:

- AIRDUC® PUR 350 AS
- AIRDUC® PUR 351 FOOD

Proven Alternatives:

- PROTAPE® PUR 327 MEMORY
- PROTAPE® PUR 327 PP
- AIRDUC® PUR 355 AS
- NORPLAST® PUR 385 AS





Antistatic polyurethane hose, medium-heavy, microbe resistant + flame-retardant

**Applications**

- flexible hose/ ducting for abrasive powder, bulk material, granulate and for gases
- printed circuit board drilling machine (PCB)
- offset printing machine: air supply, air supply cabinet
- air supply: UV dryer, IR dryer
- extraction unit, dedusting system, filter system, oil mist extraction
- chemical industry: chemical vapours, vapour return hose at loading arm, paint steam, spray mist extraction
- explosion hazard area
- textile industry, fiber extraction: spinning machine, knitting machine, weaving loom machine
- animal stall, animal shed: barn ventilation
- clean room ventilation, semiconductor production machine
- compressor, side channel blower, vacuum pump, pressure pump, pump
- surface preparation: shot blasting/ sand blasting recovery e.g. at blasting chamber, ship yard, stripping machine, flooring preparation machine, grinding machine
- municipal vehicle: sweeper, sweeping machine

- municipal vehicle: lawn mower, slope mower, leaf blower/ leaf collector
- scrubber, floor cleaning machine
- heating hose: exterior hose as protection hose

**Properties**

- medium-heavy duty
- highly abrasion resistant
- microbe resistant
- good resistance to oil, gasoline and chemicals
- very good low temperature flexibility
- flame-retardant according to: UL94-V2
- flame-retardant according to: DIN 4102-B1
- permanently antistatic wall: in accordance with ISO 8031 electrical and surface resistance <math><10^9 \Omega</math> and in accordance with TRGS 727 <math><2,5 \* 10^9 \Omega</math>
- in accordance with ATEX 2014/34/EU (1999/92/EC) and German TRGS 727: pneumatic transport of flammable dusts and bulk materials (Zone 20, 21, 22 inside), aspiration of combustible dusts (Zone 22 inside), for conveying for flammable liquids (inside zone 0, 1, 2), for conveying for non-flammable liquids, for use in zone 1 and 2 (gases), for use in zone 0 (gases)

- conforms to the safety regulations of the German Wood Trade Association
- according to DIN 26057 Type 2
- conforms to RoHS guideline

**Temperature Range**

- 40°C to 90°C
- short time to 125°C

**Design, Material**

- AIRDUC® profile hose
- spring steel wire firmly embedded in wall
  - wall: permanently antistatic premium ester-polyurethane (Pre-PUR®)
  - wall thickness 0,7 mm approx.

**Delivery variants**

- further diameters and lengths available on request
- transparent (standard)
- special colours: full coloured
- customer-specific branding

I.D.	O.D.	Pressure DIN 26057 (50% Elongation) bar	Vacuum DIN 26057 (axially fixed) bar	Bending Radius mm	Weight kg/m	Dimensions in Stock m	Order No.
in / mm	mm						
1 / 25	32	2,445 (5,45)	0,755 (1,00)	23	0,190	5 10 15	350-0025-1002
- / 30	37	2,055 (4,57)	0,630 (1,00)	26	0,250	5 10 15	350-0030-1002
1,25 / 32	39	1,930 (4,29)	0,590 (1,00)	27	0,270	5 10 15	350-0032-1002
1,5 / 38	45	1,635 (3,64)	0,495 (1,00)	31	0,310	5 10 15	350-0038-1002
- / 40	47	1,555 (3,46)	0,470 (1,00)	32	0,330	5 10 15	350-0040-1002
1,75 / 44-45	52	1,390 (3,08)	0,420 (1,00)	35	0,370	5 10 15	350-0045-1002
2 / 50-51	57	1,250 (2,78)	0,380 (1,00)	38	0,400	5 10 15	350-0050-1002
- / 55	62	1,140 (2,53)	0,345 (0,99)	41	0,440	5 10 15	350-0055-1002
2,36 / 60	67	1,050 (2,33)	0,315 (0,83)	44	0,480	5 10 15	350-0060-1002
2,5 / 63-65	70	0,970 (2,15)	0,290 (0,71)	47	0,520	5 10 15	350-0065-1002
- / 70	77	0,900 (2,00)	0,185 (0,83)	50	0,560	5 10 15	350-0070-1002
3 / 75-76	82	0,840 (1,87)	0,175 (0,72)	53	0,590	5 10 15	350-0075-1002
- / 80	87	0,790 (1,75)	0,160 (0,64)	56	0,640	5 10 15	350-0080-1002
3,5 / 89-90	97	0,705 (1,56)	0,145 (0,51)	62	0,720	5 10 15	350-0090-1002
4 / 100-102	107	0,635 (1,41)	0,135 (0,66)	68	0,800	5 10 15	350-0100-1002
- / 110	117	0,575 (1,28)	0,125 (0,55)	74	0,870	5 10 15	350-0110-1002
4,5 / 114-115	122	0,550 (1,22)	0,120 (0,50)	77	0,900	5 10 15	350-0115-1002
4,72 / 120	127	0,530 (1,17)	0,115 (0,46)	80	0,950	5 10 15	350-0120-1002
5 / 125-127	132	0,510 (1,13)	0,110 (0,42)	83	0,980	5 10 15	350-0125-1002
- / 130	137	0,490 (1,08)	0,105 (0,39)	86	1,010	5 10 15	350-0130-1002

Overpressure and underpressure are recommended threshold operating values, products can be subjected to higher loads upon request. The bending radius is measured through the inside of the hose arch. Additional technical data at [www.norres.com](http://www.norres.com). The right to make technical modifications is reserved. All values determined at 20°C and are approx. data.



I.D.	O.D.	Pressure DIN 26057 (50% Elongation) bar	Vacuum DIN 26057 (axially fixed) bar	Bending Radius	Weight	Dimensions in Stock	Order No.
in / mm	mm			mm	kg/m	m	
5,5 / 140	147	0,455 (1,01)	0,095 (0,33)	92	1,090	5 10 15	350-0140-1002
6 / 150-152	157	0,425 (0,94)	0,075 (0,36)	98	1,400	5 10 15	350-0150-1002
6,3 / 160	167	0,400 (0,88)	0,070 (0,31)	104	1,500	5 10 15	350-0160-1002
- / 170	177	0,375 (0,83)	0,065 (0,28)	108	1,580	5 10 15	350-0170-1002
- / 175	182	0,365 (0,81)	0,065 (0,26)	113	1,630	5 10 15	350-0175-1002
7 / 178-180	187	0,355 (0,78)	0,060 (0,24)	116	1,670	5 10 15	350-0180-1002
8 / 200-203	207	0,320 (0,71)	0,055 (0,19)	128	1,860	5 10	350-0200-1002
- / 225	232	0,285 (0,63)	0,050 (0,15)	143	2,080	5 10	350-0225-1002
- / 250	257	0,255 (0,57)	0,045 (0,12)	158	2,310	5 10	350-0250-1002
10 / 254	261	0,250 (0,56)	0,045 (0,11)	160	2,350	5 10	350-0254-1002
- / 275	282	0,230 (0,51)	0,040 (0,09)	173	2,540	5 10	350-0275-1002
11 / 280	287	0,230 (0,51)	0,040 (0,09)	176	2,590	5 10	350-0280-1002
- / 300	307	0,215 (0,47)	0,035 (0,08)	188	2,770	5 10	350-0300-1002
12 / 305	312	0,210 (0,46)	0,035 (0,07)	191	2,810	5 10	350-0305-1002
- / 315	322	0,205 (0,45)	0,035 (0,07)	197	2,900	5 10	350-0315-1002
- / 350	357	0,185 (0,40)	0,030 (0,05)	218	3,220	5 10	350-0350-1002
14 / 356	363	0,180 (0,40)	0,030 (0,06)	222	3,340	5 10	350-0356-1002
- / 400	407	0,160 (0,35)	0,030 (0,05)	248	4,170	5 10	350-0400-1002
- / 450	457	0,140 (0,32)	0,025 (0,04)	281	4,690	5 10	350-0450-1002
- / 500	507	0,130 (0,28)	0,025 (0,03)	313	5,200	5 10	350-0500-1002

Overpressure and underpressure are recommended threshold operating values, products can be subjected to higher loads upon request. The bending radius is measured through the inside of the hose arch. The right to make technical modifications is reserved. All values determined at 20°C and are approx. data. Additional technical data at [www.norres.com/en/technology/](http://www.norres.com/en/technology/)

Accessories

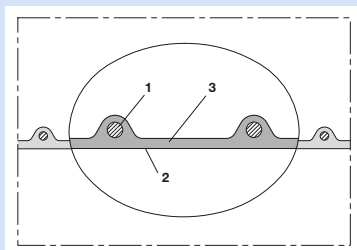



Overpressure and underpressure are recommended threshold operating values, products can be subjected to higher loads upon request. The bending radius is measured through the inside of the hose arch. Additional technical data at [www.norres.com](http://www.norres.com). The right to make technical modifications is reserved. All values determined at 20°C and are approx. data.



CONNECT 270-271

Overpressure and underpressure are recommended threshold operating values, products can be subjected to higher loads upon request. The bending radius is measured through the inside of the hose arch. Additional technical data at [www.norres.com](http://www.norres.com). The right to make technical modifications is reserved. All values determined at 20°C and are approx. data.



Food hose and pharmaceutical hose, medium-heavy and reinforced

### Applications

- flexible hose/ ducting for abrasive powder, bulk material, granulate and for gases
- food industry, pharmaceutical industry: foodstuff, pharmaceutical
- conveying of dry foods e.g. rice, cereals, sugar, milk powder, powders, coffee, tea, grains, flour, frozen foods
- vacuum conveying equipment, vacuum hopper, suction conveyor, dosing system
- mixer, dryer, packaging machine, bulk-bag (big bag)-charging and discharging, mill
- industrial vacuum cleaners, vacuum cleaners

### Properties

- medium-heavy duty
- highly abrasion resistant

- Approved by an independent testing laboratory for the complete hose acc. to EU-Directive 10/2011 and EC 1935/2004 and the latest EU-Directive 2015/174, food grade polyurethane, complies with: FDA 21 CFR 177.2600 and 178.2010
- Approval acc. to EU-Directive 10/2011 (food simulants A, B, C or E and D2) and EC 1935/2004
- odourless and tasteless
- microbe and hydrolysis resistant
- good resistance to oil, gasoline and chemicals
- very good low temperature flexibility
- flame-retardant according to: UL94-HB
- manufacturing process acc. GMP EC 2023/2006
- conforms to RoHS guideline

### Temperature Range

- 40°C to 90°C

- short time to 125°C

### Design, Material

AIRDUC® profile hose

- spring steel wire firmly embedded in wall
- wall: special premium ether-polyurethane (Pre-PUR®)
- wall thickness 1,0 mm approx.

### Delivery variants

- further diameters and lengths available on request
- transparent (standard)
- customer-specific branding

I.D.	O.D.	Pressure DIN 26057 (50% Elongation) bar	Vacuum DIN 26057 (axially fixed) bar	Bending Radius mm	Weight kg/m	Dimensions in Stock m	Order No.
in / mm	mm						
1 / 25	32	2,715 (5,85)	0,680 (1,00)	23	0,200	5 10 15 20	351-0025-0000
- / 30	38	2,290 (4,92)	0,470 (1,00)	27	0,260	5 10 15	351-0030-0000
1,25 / 32	40	2,155 (4,63)	0,440 (1,00)	28	0,280	5 10 15 20	351-0032-0000
1,36 / 35	43	1,975 (4,25)	0,405 (1,00)	30	0,300	5 10 15	351-0035-0000
1,5 / 38	46	1,830 (3,93)	0,370 (1,00)	32	0,320	5 10 15 20	351-0038-0000
- / 40	48	1,740 (3,74)	0,355 (1,00)	33	0,340	5 10 15 20	351-0040-0000
1,75 / 44-45	53	1,555 (3,33)	0,315 (1,00)	36	0,380	5 10 15	351-0045-0000
2 / 50-51	58	1,405 (3,01)	0,285 (1,00)	39	0,410	5 10 15 20	351-0050-0000
- / 55	63	1,280 (2,74)	0,255 (0,98)	42	0,450	5 10 15 20	351-0055-0000
2,36 / 60	68	1,175 (2,52)	0,235 (0,82)	45	0,490	5 10 15 20	351-0060-0000
2,5 / 63-65	73	1,090 (2,33)	0,220 (0,70)	48	0,530	5 10 15	351-0065-0000
- / 70	79	1,010 (2,17)	0,150 (0,84)	52	0,590	5 10 15	351-0070-0000
3 / 75-76	84	0,945 (2,03)	0,140 (0,73)	55	0,640	5 10 15 20	351-0075-0000
- / 80	89	0,890 (1,90)	0,130 (0,64)	58	0,680	5 10 15	351-0080-0000
3,5 / 89-90	99	0,790 (1,69)	0,115 (0,51)	64	0,750	5 10 15	351-0090-0000
4 / 100-102	109	0,715 (1,53)	0,110 (0,66)	70	0,970	5 10 15 20	351-0100-0000
- / 110	119	0,650 (1,39)	0,100 (0,54)	76	1,060	5 10 15	351-0110-0000
4,5 / 114-115	124	0,620 (1,33)	0,095 (0,50)	79	1,110	5 10 15	351-0115-0000
4,72 / 120	129	0,595 (1,28)	0,090 (0,45)	82	1,160	5 10 15	351-0120-0000
5 / 125-127	134	0,575 (1,23)	0,090 (0,42)	85	1,200	5 10 15	351-0125-0000
- / 130	139	0,550 (1,18)	0,085 (0,39)	88	1,250	5 10 15	351-0130-0000
5,5 / 140	149	0,510 (1,10)	0,080 (0,33)	94	1,340	5 10 15	351-0140-0000
6 / 150-152	159	0,480 (1,02)	0,065 (0,36)	100	1,520	5 10 15	351-0150-0000
6,3 / 160	169	0,450 (0,96)	0,065 (0,32)	106	1,610	5 10 15	351-0160-0000
- / 170	179	0,425 (0,90)	0,060 (0,28)	110	1,710	5 10 15	351-0170-0000
- / 175	184	0,410 (0,88)	0,060 (0,26)	115	1,760	5 10 15	351-0175-0000

Overpressure and underpressure are recommended threshold operating values, products can be subjected to higher loads upon request. The bending radius is measured through the inside of the hose arch. Additional technical data at [www.norres.com](http://www.norres.com). The right to make technical modifications is reserved. All values determined at 20°C and are approx. data.



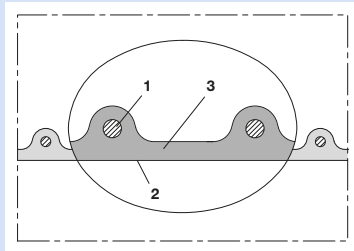

I.D.	O.D.	Pressure DIN 26057 (50% Elongation) bar	Vacuum DIN 26057 (axially fixed) bar	Bending Radius	Weight	Dimensions in Stock	Order No.
in / mm	mm			mm	kg/m	m	
7 / 178-180	189	0,400 (0,85)	0,055 (0,24)	118	1,810	5 10 15	351-0180-0000
8 / 200-203	209	0,360 (0,77)	0,050 (0,19)	130	2,000	5 10 15	351-0200-0000
- / 225	234	0,320 (0,68)	0,040 (0,14)	145	2,160	5 10	351-0225-0000
- / 250	259	0,290 (0,62)	0,035 (0,11)	160	2,390	5 10 15	351-0250-0000
- / 275	284	0,260 (0,56)	0,035 (0,09)	175	2,630	5 10	351-0275-0000
11 / 280	289	0,260 (0,55)	0,030 (0,08)	178	2,670	5 10	351-0280-0000
- / 300	309	0,240 (0,51)	0,030 (0,07)	190	2,860	5 10	351-0300-0000
- / 315	324	0,230 (0,49)	0,030 (0,06)	199	3,000	5 10	351-0315-0000
- / 325	334	0,220 (0,47)	0,030 (0,06)	205	3,100	5 10	351-0325-0000
- / 350	359	0,205 (0,44)	0,025 (0,05)	220	3,330	5 10	351-0350-0000
- / 375	384	0,195 (0,41)	0,025 (0,05)	237	3,900	5 10	351-0375-0000
- / 400	409	0,180 (0,39)	0,025 (0,04)	250	4,270	5 10	351-0400-0000
- / 450	459	0,160 (0,34)	0,020 (0,03)	283	4,800	5 10	351-0450-0000
- / 500	509	0,145 (0,31)	0,020 (0,03)	315	5,330	5 10	351-0500-0000

Overpressure and underpressure are recommended threshold operating values, products can be subjected to higher loads upon request. The bending radius is measured through the inside of the hose arch. The right to make technical modifications is reserved. All values determined at 20°C and are approx. data. Additional technical data at [www.norres.com/en/technology/](http://www.norres.com/en/technology/)

### Accessories



Overpressure and underpressure are recommended threshold operating values, products can be subjected to higher loads upon request. The bending radius is measured through the inside of the hose arch. Additional technical data at [www.norres.com](http://www.norres.com). The right to make technical modifications is reserved. All values determined at 20°C and are approx. data.



Antistatic polyurethane hose, heavy, microbe resistant

**Applications**

- flexible hose/ ducting for high throughput of abrasive powder, bulk material, granulate and for gases
- plastic industry, conveying of granulates and powders: granulate conveying equipment, vacuum hopper/ conveyor, suction conveyor, dosing system, bulk-bag (big bag)-charging and discharging, shredder, mill, extruder, injection moulding machine
- printed circuit board drilling machine (PCB)
- powder spraying, powder coating: e.g. printing industry
- offset printing machine: air supply, air supply cabinet
- industrial vacuum cleaners, vacuum cleaners
- explosion hazard area
- agricultural industry, conveying of seed and fertilizers: seeding machine, seed drill, drilling machine
- agricultural industry: pneumatic grain conveyer
- construction industry, road milling machine
- raw material conveying hose for powders, granulates, sand, quartz, gravel, shards and chips/ shavings
- compressor, side channel blower, vacuum pump, pressure pump, pump

- paper mill, paper and pulp industry, packaging machine: edge strip suctioning system/ edge trim exhaust systems
- surface preparation: shot blasting/ sand blasting recovery e.g. at blasting chamber, ship yard, stripping machine, flooring preparation machine, grinding machine
- municipal vehicle: sweeper, sweeping machine
- municipal vehicle: lawn mower, slope mower, leaf blower/ leaf collector
- vacuum lifting equipment, vacuum handling system

**Properties**

- heavy duty
- highly abrasion resistant
- increased pressure and vacuum resistance
- microbe resistant
- good resistance to oil, gasoline and chemicals
- very good low temperature flexibility
- permanently antistatic wall: in accordance with ISO 8031 electrical and surface resistance  $<10^9 \Omega$  and in accordance with TRGS 727  $<2,5 * 10^8 \Omega$
- in accordance with ATEX 2014/34/EU (1999/92/EC) and German TRGS 727: pneumatic transport of flammable dusts and bulk materials (Zone 20, 21, 22 inside), aspiration of combustible dusts (Zone 22 inside), for conveying

- for flammable liquids (inside zone 0, 1, 2), for conveying for non-flammable liquids, for use in zone 1 and 2 (gases), for use in zone 0 (gases)
- according to DIN 26057 Type 3
- conforms to RoHS guideline

**Temperature Range**

- 40°C to 90°C
- short time to 125°C

**Design, Material**

- AIRDUC® profile hose
- spring steel wire firmly embedded in wall
  - wall: permanently antistatic premium ester-polyurethane (Pre-PUR®)
  - wall thickness 1,4 - 1,5 mm approx.

**Delivery variants**

- further diameters and lengths available on request
- customer-specific branding
- Available in 5m, 10m and 15m lengths
- Wall black and colored helix: blue, green, red, yellow (standard)
- further colors on request

I.D. in / mm	O.D. mm	Pressure DIN 26057 (50% Elongation) bar	Vacuum DIN 26057 (axially fixed) bar	Bending Radius mm	Weight kg/m	Minimum Quantity m	Order No.
<b>black + green</b>							
1,25 / 32	42	3,770 (7,15)	1,000 (1,00)	26	0,440	150	355-0032-0997
1,5 / 38	48	3,215 (6,07)	1,000 (1,00)	29	0,520	150	355-0038-0997
- / 40	50	3,065 (5,78)	1,000 (1,00)	30	0,540	150	355-0040-0997
2 / 50-51	60	2,485 (4,67)	0,825 (1,00)	35	0,660	150	355-0050-0997
2,36 / 60	70	2,090 (3,91)	0,685 (1,00)	40	0,780	150	355-0060-0997
2,5 / 63-65	75	1,935 (3,62)	0,635 (1,00)	43	0,840	150	355-0065-0997
- / 70	81	1,800 (3,37)	0,540 (1,00)	62	0,980	150	355-0070-0997
3 / 75-76	86	1,685 (3,15)	0,505 (1,00)	66	1,050	100	355-0075-0997
- / 80	91	1,585 (2,96)	0,475 (1,00)	69	1,110	100	355-0080-0997
- / 85	96	1,545 (2,85)	0,465 (0,95)	73	1,205	100	355-0085-0997
4 / 100-102	111	1,275 (2,38)	0,390 (0,93)	83	1,490	100	355-0100-0997
5 / 125-127	136	1,025 (1,91)	0,315 (0,60)	101	1,840	100	355-0125-0997
5,5 / 140	151	0,920 (1,71)	0,280 (0,48)	111	2,030	80	355-0140-0997
6 / 150-152	161	0,860 (1,59)	0,270 (0,53)	118	2,410	80	355-0150-0997
6,3 / 160	171	0,805 (1,50)	0,255 (0,47)	125	2,560	80	355-0160-0997
8 / 200-203	213	0,645 (1,20)	0,150 (0,36)	156	3,120	60	355-0200-0997

Overpressure and underpressure are recommended threshold operating values, products can be subjected to higher loads upon request. The bending radius is measured through the inside of the hose arch. Additional technical data at [www.norres.com](http://www.norres.com). The right to make technical modifications is reserved. All values determined at 20°C and are approx. data.





I.D.	O.D.	Pressure DIN 26057 (50% Elongation) bar	Vacuum DIN 26057 (axially fixed) bar	Bending Radius mm	Weight kg/m	Minimum Quantity m	Order No.
in / mm	mm						
<b>black + yellow</b>							
1,25 / 32	42	3,770 (7,15)	1,000 (1,00)	26	0,440	150	355-0032-0998
1,5 / 38	48	3,215 (6,07)	1,000 (1,00)	29	0,520	150	355-0038-0998
- / 40	50	3,065 (5,78)	1,000 (1,00)	30	0,540	150	355-0040-0998
2 / 50-51	60	2,485 (4,67)	0,825 (1,00)	35	0,660	150	355-0050-0998
2,36 / 60	70	2,090 (3,91)	0,685 (1,00)	40	0,780	150	355-0060-0998
2,5 / 63-65	75	1,935 (3,62)	0,635 (1,00)	43	0,840	150	355-0065-0998
- / 70	81	1,800 (3,37)	0,540 (1,00)	62	0,980	150	355-0070-0998
3 / 75-76	86	1,685 (3,15)	0,505 (1,00)	66	1,050	100	355-0075-0998
- / 80	91	1,585 (2,96)	0,475 (1,00)	69	1,110	100	355-0080-0998
- / 85	96	1,545 (2,85)	0,465 (0,95)	73	1,205	100	355-0085-0998
4 / 100-102	111	1,275 (2,38)	0,390 (0,93)	83	1,490	100	355-0100-0998
5 / 125-127	136	1,025 (1,91)	0,315 (0,60)	101	1,840	100	355-0125-0998
5,5 / 140	151	0,920 (1,71)	0,280 (0,48)	111	2,030	80	355-0140-0998
6 / 150-152	161	0,860 (1,59)	0,270 (0,53)	118	2,410	80	355-0150-0998
6,3 / 160	171	0,805 (1,50)	0,255 (0,47)	125	2,560	80	355-0160-0998
8 / 200-203	213	0,645 (1,20)	0,150 (0,36)	156	3,120	60	355-0200-0998
<b>black + red</b>							
1,25 / 32	42	3,770 (7,15)	1,000 (1,00)	26	0,440	150	355-0032-0999
1,5 / 38	48	3,215 (6,07)	1,000 (1,00)	29	0,520	150	355-0038-0999
- / 40	50	3,065 (5,78)	1,000 (1,00)	30	0,540	150	355-0040-0999
2 / 50-51	60	2,485 (4,67)	0,825 (1,00)	35	0,660	150	355-0050-0999
2,36 / 60	70	2,090 (3,91)	0,685 (1,00)	40	0,780	150	355-0060-0999
2,5 / 63-65	75	1,935 (3,62)	0,635 (1,00)	43	0,840	150	355-0065-0999
- / 70	81	1,800 (3,37)	0,540 (1,00)	62	0,980	150	355-0070-0999
3 / 75-76	86	1,685 (3,15)	0,505 (1,00)	66	1,050	100	355-0075-0999
- / 80	91	1,585 (2,96)	0,475 (1,00)	69	1,110	100	355-0080-0999
- / 85	96	1,545 (2,85)	0,465 (0,95)	73	1,205	100	355-0085-0999
4 / 100-102	111	1,275 (2,38)	0,390 (0,93)	83	1,490	100	355-0100-0999
5 / 125-127	136	1,025 (1,91)	0,315 (0,60)	101	1,840	100	355-0125-0999
5,5 / 140	151	0,920 (1,71)	0,280 (0,48)	111	2,030	80	355-0140-0999
6 / 150-152	161	0,860 (1,59)	0,270 (0,53)	118	2,410	80	355-0150-0999
6,3 / 160	171	0,805 (1,50)	0,255 (0,47)	125	2,560	80	355-0160-0999
8 / 200-203	213	0,645 (1,20)	0,150 (0,36)	156	3,120	60	355-0200-0999
<b>black + blue</b>							
1,25 / 32	42	3,770 (7,15)	1,000 (1,00)	26	0,440	150	355-0032-0996
1,5 / 38	48	3,215 (6,07)	1,000 (1,00)	29	0,520	150	355-0038-0996
- / 40	50	3,065 (5,78)	1,000 (1,00)	30	0,540	150	355-0040-0996
2 / 50-51	60	2,485 (4,67)	0,825 (1,00)	35	0,660	150	355-0050-0996
2,36 / 60	70	2,090 (3,91)	0,685 (1,00)	40	0,780	150	355-0060-0996
2,5 / 63-65	75	1,935 (3,62)	0,635 (1,00)	43	0,840	150	355-0065-0996
- / 70	81	1,800 (3,37)	0,540 (1,00)	62	0,980	150	355-0070-0996
3 / 75-76	86	1,685 (3,15)	0,505 (1,00)	66	1,050	100	355-0075-0996
- / 80	91	1,585 (2,96)	0,475 (1,00)	69	1,110	100	355-0080-0996
- / 85	96	1,545 (2,85)	0,465 (0,95)	73	1,205	100	355-0085-0996
4 / 100-102	111	1,275 (2,38)	0,390 (0,93)	83	1,490	100	355-0100-0996
5 / 125-127	136	1,025 (1,91)	0,315 (0,60)	101	1,840	100	355-0125-0996
5,5 / 140	151	0,920 (1,71)	0,280 (0,48)	111	2,030	80	355-0140-0996
6 / 150-152	161	0,860 (1,59)	0,270 (0,53)	118	2,410	80	355-0150-0996

Overpressure and underpressure are recommended threshold operating values, products can be subjected to higher loads upon request. The bending radius is measured through the inside of the hose arch. Additional technical data at [www.norres.com](http://www.norres.com). The right to make technical modifications is reserved. All values determined at 20°C and are approx. data.



I.D. in / mm	O.D. mm	Pressure DIN 26057 (50% Elongation) bar	Vacuum DIN 26057 (axially fixed) bar	Bending Radius mm	Weight kg/m	Minimum Quantity m	Order No.
6,3 / 160	171	0,805 (1,50)	0,255 (0,47)	125	2,560	80	355-0160-0996
8 / 200-203	213	0,645 (1,20)	0,150 (0,36)	156	3,120	60	355-0200-0996

Accessories



CLAMP 212



CLAMP 216



CLAMP 212 EC



CLAMP 217



CLAMP 213



CONNECT 228



CONNECT SAFETY  
CLAMP ASSEMBLY  
231



CONNECT PRESS  
ASSEMBLY 232




CONNECT MOULD  
ASSEMBLY 233



CONNECT THREAD  
FITTING 234




CONNECT 240 + 241



CONNECT 242



CONNECT 243



CONNECT 244



CONNECT 245



CONNECT 245 VAC-  
TRUCK



CONNECT 246

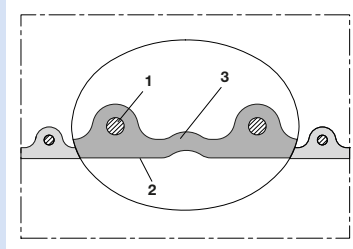


CONNECT 223



CONNECT 270-271

Overpressure and underpressure are recommended threshold operating values, products can be subjected to higher loads upon request. The bending radius is measured through the inside of the hose arch. Additional technical data at [www.norres.com](http://www.norres.com). The right to make technical modifications is reserved. All values determined at 20°C and are approx. data.



Sweeper hose, heavy, exterior folds, very flexible

### Applications

- municipal vehicle: sweeper, sweeping machine

### Properties

- heavy duty
- highly flexible + compressible
- highly abrasion resistant
- protected, flow-optimizing exterior folds
- microbe resistant
- good resistance to oil, gasoline and chemicals
- very good low temperature flexibility

- according to DIN 26057 Type 3
- conforms to RoHS guideline

### Temperature Range

- -40°C to 90°C

### Design, Material

AIRDUC® profile hose

1. spring steel wire firmly embedded in wall
2. wall: special premium polyurethane (Pre-PUR®)
3. wall thickness 1,4 - 1,5 mm approx.

### Delivery variants

- further diameters and lengths available on request
- transparent + partially black coloured (standard)
- special colours: transparent, partially coloured, completely coloured
- customer-specific branding

I.D.	O.D.	Over-pressure	Under-pressure	Bending Radius	Weight	Dimensions in Stock	Further Production Lengths	Order No.
in / mm	mm	bar	bar	mm	kg/m	m	m	
<b>partially black coloured</b>								
5,5 / 140	153	0,410	0,230	200	1,93	-	5 10	355-0140-5200
6,3 / 160	173	0,395	0,195	200	2,40	-	5 10	355-0160-5200
- / 170	183	0,390	0,180	230	2,55	-	5 10	355-0170-5200
7 / 178-180	193	0,385	0,165	260	2,70	-	5 10	355-0180-5200
- / 195	208	0,375	0,140	416	2,90	-	5 10	355-0195-5200
- / 200	215	0,370	0,130	416	3,00	-	5 10	355-0200-5200
8 / 203	216	0,367	0,125	330	3,160	5	10	355-0203-5200
- / 206	219	0,365	0,120	335	3,210	-	5 10	355-0206-5200
- / 208	221	0,360	0,115	338	3,250	-	5 10	355-0208-5200
- / 225	238	0,335	0,100	364	3,500	-	5 10	355-0225-5200
9 / 228-229	241	0,320	0,100	368	3,550	-	5 10	355-0228-5200
- / 250	263	0,280	0,095	401	3,870	-	5 10	355-0250-5200
10 / 254	267	0,285	0,080	407	3,930	5	10	355-0254-5200
- / 257	270	0,290	0,075	412	3,980	-	5 10	355-0257-5200
- / 275	288	0,270	0,070	439	4,250	-	5 10	355-0275-5200
11 / 280	293	0,265	0,070	446	4,330	-	5 10	355-0280-5200
- / 300	313	0,250	0,065	475	4,750	-	5 10	355-0300-5200
12 / 305	318	0,245	0,060	482	4,850	5	10	355-0305-5200
- / 400	413	0,180	0,040	616	6,850	-	5 10	355-0400-5200
16 / 405-406	419	0,175	0,045	626	6,980	-	5 10	355-0406-5200
<b>transparent</b>								
5,5 / 140	153	0,410	0,230	200	1,93	-	5 10	355-0140-5205
6,3 / 160	173	0,395	0,195	200	2,40	-	5 10	355-0160-5205
- / 170	183	0,390	0,180	230	2,55	-	5 10	355-0170-5205
7 / 178-180	193	0,385	0,165	260	2,70	-	5 10	355-0180-5205

Overpressure and underpressure are recommended threshold operating values, products can be subjected to higher loads upon request. The bending radius is measured through the inside of the hose arch. Additional technical data at [www.norres.com](http://www.norres.com). The right to make technical modifications is reserved. All values determined at 20°C and are approx. data.



I.D.	O.D.	Over-pressure	Under-pressure	Bending Radius	Weight	Dimensions in Stock	Further Production Lengths	Order No.
in / mm	mm	bar	bar	mm	kg/m	m	m	
- / 195	208	0,375	0,140	416	2,90	-	5 10	355-0195-5205
- / 200	215	0,370	0,130	416	3,00	-	5 10	355-0200-5205
8 / 203	216	0,367	0,125	330	3,160	-	5 10	355-0203-5205
- / 206	219	0,365	0,120	335	3,210	-	5 10	355-0206-5205
- / 208	221	0,360	0,115	338	3,250	-	5 10	355-0208-5205
- / 225	238	0,335	0,100	364	3,500	-	5 10	355-0225-5205
9 / 228-229	241	0,320	0,100	368	3,550	-	5 10	355-0228-5205
- / 250	263	0,280	0,095	401	3,870	-	5 10	355-0250-5205
10 / 254	267	0,285	0,080	407	3,930	-	5 10	355-0254-5205
- / 257	270	0,290	0,075	412	3,980	-	5 10	355-0257-5205
- / 275	288	0,270	0,070	439	4,250	-	5 10	355-0275-5205
11 / 280	293	0,265	0,070	446	4,330	-	5 10	355-0280-5205
- / 300	313	0,250	0,065	475	4,750	-	5 10	355-0300-5205
12 / 305	318	0,245	0,060	482	4,850	-	5 10	355-0305-5205
- / 400	413	0,180	0,040	616	6,850	-	5 10	355-0400-5205
16 / 405-406	419	0,175	0,045	626	6,980	-	5 10	355-0406-5205

Overpressure and underpressure are recommended threshold operating values, products can be subjected to higher loads upon request. The bending radius is measured through the inside of the hose arch. The right to make technical modifications is reserved. All values determined at 20°C and are approx. data. Additional technical data at [www.norres.com/en/technology/](http://www.norres.com/en/technology/)

## Accessories



CLAMP 211

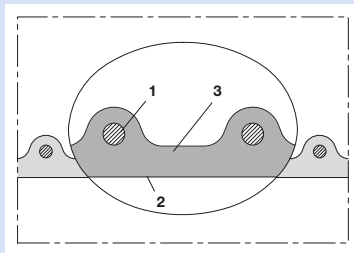



CONNECT 240 + 241



CONNECT 270-271

Overpressure and underpressure are recommended threshold operating values, products can be subjected to higher loads upon request. The bending radius is measured through the inside of the hose arch. Additional technical data at [www.norres.com](http://www.norres.com). The right to make technical modifications is reserved. All values determined at 20°C and are approx. data.



Sweeper hose, heavy and reinforced, interior folds

## Applications

- municipal vehicle: sweeper, sweeping machine

## Properties

- heavy duty and reinforced
- highly abrasion resistant
- microbe resistant
- good resistance to oil, gasoline and chemicals
- very good low temperature flexibility
- conforms to RoHS guideline

## Temperature Range

- -40°C to 90°C

## Design, Material

AIRDUC® profile hose

1. spring steel wire firmly embedded in wall
2. wall: special premium polyurethane (Pre-PUR®)
3. wall thickness 1,5 to 1,8 mm approx.
4. reinforcement of the primary abrasion areas

## Delivery variants

- further diameters and lengths available on request
- transparent (standard)
- special colours: transparent, partially coloured, completely coloured
- customer-specific branding


I.D.	O.D.	Over-pressure	Under-pressure	Bending Radius	Weight	Dimensions in Stock	Order No.
in / mm	mm	bar	bar	mm	kg/m	m	
8 / 200-203	215	0,365	0,125	178	2,650	5	355-0203-5015
- / 208	220	0,360	0,120	182	2,740	5	355-0208-5015
10 / 254	266	0,295	0,075	219	3,560	5	355-0254-5016
12 / 305	320	0,255	0,060	262	5,100	5	355-0305-5015

Overpressure and underpressure are recommended threshold operating values, products can be subjected to higher loads upon request. The bending radius is measured through the inside of the hose arch. The right to make technical modifications is reserved. All values determined at 20°C and are approx. data. Additional technical data at [www.norres.com/en/technology/](http://www.norres.com/en/technology/)

## Accessories



CLAMP 211

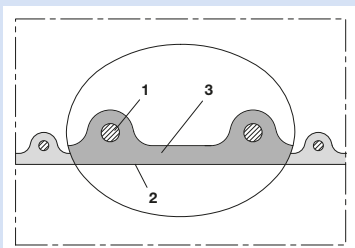



CONNECT 240 + 241



CONNECT 270-271

Overpressure and underpressure are recommended threshold operating values, products can be subjected to higher loads upon request. The bending radius is measured through the inside of the hose arch. Additional technical data at [www.norres.com](http://www.norres.com). The right to make technical modifications is reserved. All values determined at 20°C and are approx. data.



Antistatic polyurethane hose, heavy, microbe resistant + flame-retardant

**Applications**

- flexible hose/ ducting for high throughput of abrasive powder, bulk material, granulate and for gases
- plastic industry, conveying of granulates and powders: granulate conveying equipment, vacuum hopper/ conveyor, suction conveyor, dosing system, bulk-bag (big bag)-charging and discharging, shredder, mill, extruder, injection moulding machine
- printed circuit board drilling machine (PCB)
- powder spraying, powder coating: e.g. printing industry
- offset printing machine: air supply, air supply cabinet
- industrial vacuum cleaners, vacuum cleaners
- explosion hazard area
- agricultural industry, conveying of seed and fertilizers: seeding machine, seed drill, drilling machine
- agricultural industry: pneumatic grain conveyor
- construction industry, road milling machine
- raw material conveying hose for powders, granulates, sand, quartz, gravel, shards and chips/ shavings
- compressor, side channel blower, vacuum pump, pressure pump, pump

- paper mill, paper and pulp industry, packaging machine: edge strip suctioning system/ edge trim exhaust systems
- surface preparation: shot blasting/ sand blasting recovery e.g. at blasting chamber, ship yard, stripping machine, flooring preparation machine, grinding machine
- municipal vehicle: sweeper, sweeping machine
- municipal vehicle: lawn mower, slope mower, leaf blower/ leaf collector
- vacuum lifting equipment, vacuum handling system

**Properties**

- heavy duty
- highly abrasion resistant
- increased pressure and vacuum resistance
- microbe resistant
- good resistance to oil, gasoline and chemicals
- very good low temperature flexibility
- flame-retardant according to: UL94-V2
- flame-retardant according to: DIN 4102-B1
- permanently antistatic wall: in accordance with ISO 8031 electrical and surface resistance  $<10^9 \Omega$  and in accordance with TRGS 727  $<2,5 * 10^6 \Omega$
- in accordance with ATEX 2014/34/EU (1999/92/EC) and German TRGS 727: pneumatic transport of flammable dusts and bulk materials (Zone 20, 21, 22 inside), aspiration of

- combustible dusts (Zone 22 inside), for conveying for flammable liquids (inside zone 0, 1, 2), for conveying for non-flammable liquids, for use in zone 1 and 2 (gases), for use in zone 0 (gases)
- conforms to the safety regulations of the German Wood Trade Association
- according to DIN 26057 Type 3
- conforms to RoHS guideline

**Temperature Range**

- 40°C to 90°C
- short time to 125°C

**Design, Material**

- AIRDUC® profile hose
- spring steel wire firmly embedded in wall
  - wall: permanently antistatic premium ester-polyurethane (Pre-PUR®)
  - wall thickness 1,4 - 1,5 mm approx.

**Delivery variants**

- further diameters and lengths available on request
- transparent (standard)
- special colours: partially coloured, completely coloured
- customer-specific branding

I.D.	O.D.	Pressure DIN 26057 (50% Elongation) bar	Vacuum DIN 26057 (axially fixed) bar	Bending Radius mm	Weight kg/m	Dimensions in Stock m	Order No.
in / mm	mm						
- / 13	20	5,000 (11,3)	1,000 (1,00)	14	0,140	5 10 15	355-0013-0000
5/8 / 16	23	4,900 (9,35)	1,000 (1,00)	15	0,160	5 10 15	355-0016-0000
- / 18	25	4,405 (8,38)	1,000 (1,00)	16	0,170	5 10 15	355-0018-0000
- / 20	27	4,720 (9,00)	1,000 (1,00)	17	0,230	5 10 15 20	355-0020-0000
- / 22	29	4,330 (8,24)	1,000 (1,00)	18	0,250	5 10 15	355-0022-0000
1 / 25	32	3,855 (7,31)	1,000 (1,00)	20	0,280	5 10 15 20	355-0025-0000
- / 30	40	4,000 (7,59)	1,000 (1,00)	25	0,420	5 10 15	355-0030-0000
1,25 / 32	42	3,770 (7,15)	1,000 (1,00)	26	0,440	5 10 15 20	355-0032-0000
1,36 / 35	45	3,470 (6,56)	1,000 (1,00)	28	0,480	5 10 15	355-0035-0000
1,5 / 38	48	3,215 (6,07)	1,000 (1,00)	29	0,520	5 10 15 20	355-0038-0000
- / 40	50	3,065 (5,78)	1,000 (1,00)	30	0,540	5 10 15 20	355-0040-0000
- / 42	52	2,905 (5,53)	0,910 (1,00)	31	0,560	5 10 15	355-0042-0000
1,75 / 44-45	55	2,745 (5,16)	0,915 (1,00)	33	0,600	5 10 15	355-0045-0000
2 / 50-51	60	2,485 (4,67)	0,825 (1,00)	35	0,660	5 10 15 20 25	355-0050-0000
- / 55	65	2,270 (4,26)	0,750 (1,00)	38	0,720	5 10 15	355-0055-0000
2,36 / 60	70	2,090 (3,91)	0,685 (1,00)	40	0,780	5 10 15 20	355-0060-0000
2,5 / 63-65	75	1,935 (3,62)	0,635 (1,00)	43	0,840	5 10 15 20	355-0065-0000

Overpressure and underpressure are recommended threshold operating values, products can be subjected to higher loads upon request. The bending radius is measured through the inside of the hose arch. Additional technical data at [www.norres.com](http://www.norres.com). The right to make technical modifications is reserved. All values determined at 20°C and are approx. data.



I.D.	O.D.	Pressure DIN 26057 (50% Elongation) bar	Vacuum DIN 26057 (axially fixed) bar	Bending Radius	Weight	Dimensions in Stock	Order No.
in / mm	mm			mm	kg/m	m	
- / 70	81	1,800 (3,37)	0,540 (1,00)	62	0,980	5 10 15	355-0070-0000
3 / 75-76	86	1,685 (3,15)	0,505 (1,00)	66	1,050	5 10 15	355-0075-0000
- / 80	91	1,585 (2,96)	0,475 (1,00)	69	1,110	5 10 15	355-0080-0000
3,5 / 89-90	101	1,415 (2,63)	0,420 (0,88)	76	1,250	5 10 15	355-0090-0000
4 / 100-102	111	1,275 (2,38)	0,390 (0,93)	83	1,490	5 10 15	355-0100-0000
- / 110	121	1,160 (2,16)	0,355 (0,77)	90	1,630	5 10 15	355-0110-0000
4,5 / 114-115	126	1,115 (2,07)	0,340 (0,71)	94	1,680	5 10 15	355-0115-0000
4,72 / 120	131	1,070 (1,99)	0,325 (0,65)	97	1,770	5 10 15	355-0120-0000
5 / 125-127	136	1,025 (1,91)	0,315 (0,60)	101	1,840	5 10 15	355-0125-0000
- / 130	141	0,985 (1,84)	0,300 (0,56)	104	1,910	5 10 15	355-0130-0000
5,5 / 140	151	0,920 (1,71)	0,280 (0,48)	111	2,030	5 10 15	355-0140-0000
6 / 150-152	161	0,860 (1,59)	0,270 (0,53)	118	2,410	5 10 15	355-0150-0000
6,3 / 160	171	0,805 (1,50)	0,255 (0,47)	125	2,560	5 10 15	355-0160-0000
- / 170	181	0,760 (1,41)	0,240 (0,41)	132	2,720	5 10 15	355-0170-0000
- / 175	186	0,735 (1,37)	0,230 (0,39)	136	2,790	5 10 15	355-0175-0000
7 / 178-180	191	0,715 (1,33)	0,225 (0,37)	139	2,870	5 10 15	355-0180-0000
8 / 200-203	213	0,645 (1,20)	0,150 (0,36)	156	3,120	5 10 15	355-0200-0000
- / 225	238	0,575 (1,07)	0,130 (0,28)	174	3,500	5 10	355-0225-0000
- / 250	263	0,520 (0,96)	0,120 (0,22)	191	3,880	5 10 15	355-0250-0000
10 / 254	267	0,510 (0,95)	0,115 (0,21)	194	3,950	5 10 15	355-0254-0000
- / 275	288	0,470 (0,87)	0,110 (0,18)	209	4,255	5 10	355-0275-0000
11 / 280	293	0,465 (0,86)	0,105 (0,17)	212	4,330	5 10	355-0280-0000
- / 300	313	0,435 (0,80)	0,090 (0,20)	226	5,160	5 10	355-0300-0000
12 / 305	318	0,425 (0,79)	0,090 (0,19)	230	5,245	5 10	355-0305-0000
- / 315	328	0,410 (0,76)	0,085 (0,17)	237	5,410	5 10	355-0315-0000
- / 325	338	0,400 (0,74)	0,085 (0,16)	244	5,580	5 10	355-0325-0000
13 / 330	343	0,395 (0,73)	0,080 (0,15)	247	5,670	5 10	355-0330-0000
- / 350	363	0,370 (0,69)	0,075 (0,13)	261	6,000	5 10	355-0350-0000
- / 400	413	0,325 (0,60)	0,070 (0,12)	296	8,020	5 10	355-0400-0000
- / 450	463	0,290 (0,54)	0,065 (0,09)	331	9,000	5 10	355-0450-0000
- / 500	514	0,260 (0,48)	0,055 (0,07)	367	10,000	5 10	355-0500-0000

Overpressure and underpressure are recommended threshold operating values, products can be subjected to higher loads upon request. The bending radius is measured through the inside of the hose arch. The right to make technical modifications is reserved. All values determined at 20°C and are approx. data. Additional technical data at [www.norres.com/en/technology/](http://www.norres.com/en/technology/)

Accessories



CLAMP 212

CLAMP 216


CLAMP 212 EC

CLAMP 217

CLAMP 213

CONNECT 228

Overpressure and underpressure are recommended threshold operating values, products can be subjected to higher loads upon request. The bending radius is measured through the inside of the hose arch. Additional technical data at [www.norres.com](http://www.norres.com). The right to make technical modifications is reserved. All values determined at 20°C and are approx. data.



CONNECT SAFETY CLAMP ASSEMBLY 231



CONNECT PRESS ASSEMBLY 232




CONNECT MOULD ASSEMBLY 233



CONNECT THREAD FITTING 234




CONNECT 240 + 241



CONNECT 242




CONNECT 243



CONNECT 244



CONNECT 245 VAC-TRUCK



CONNECT 245



CONNECT 246



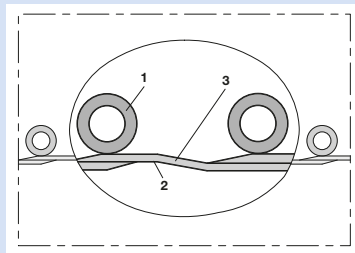
CONNECT 223



CONNECT 270-271

Overpressure and underpressure are recommended threshold operating values, products can be subjected to higher loads upon request. The bending radius is measured through the inside of the hose arch. Additional technical data at [www.norres.com](http://www.norres.com). The right to make technical modifications is reserved. All values determined at 20°C and are approx. data.





Crush resistant hose

**Applications**

- airport, airplane, rail vehicle, train, railway, boat, ship/ vessel, yacht: toilet discharging/ disposal
- municipal vehicle: sweeper, sweeping machine
- municipal vehicle: lawn mower, slope mower, leaf blower/ leaf collector

**Properties**

- medium-heavy duty
- highly flexible
- highly abrasion resistant
- crush resistant
- Food grade wall, complies with: EU-Directive 10/2011 and EC 1935/2004, incl. the latest EU-Directive 2015/174, FDA 21 CFR 177.2600

- microbe and hydrolysis resistant
- good resistance to oil, gasoline and chemicals
- very good low temperature flexibility
- conforms to RoHS guideline

**Temperature Range**

- -40°C to 90°C
- short time to 125°C

**Design, Material**

- patented PROTAPE® tape hose
1. special plastic-profile supporting spiral
  2. wall: special premium ether-polyurethane (Pre-PUR®)
  3. wall thickness 0,6 mm approx.

**Delivery variants**

- further diameters and lengths available on request
- transparent + partially black coloured (standard)
- special colours: partially coloured, completely coloured
- customer-specific branding

I.D.	O.D.	Over-pressure	Under-pressure	Bending Radius	Weight	Dimensions in Stock	Order No.
in / mm	mm	bar	bar	mm	kg/m	m	
2 / 50-51	72	1,394	0,486	35	0,460	10	327-0050-0000
4 / 100-102	122	0,700	0,090	70	0,920	10	327-0100-0000
5 / 125-127	147	0,608	0,070	85	1,190	10	327-0125-0000
6 / 150-152	172	0,500	0,050	100	1,430	10	327-0150-0000
7 / 178-180	202	0,451	0,021	120	1,710	10	327-0180-0000
8 / 200-203	222	0,400	0,013	130	1,900	10	327-0200-0000

Overpressure and underpressure are recommended threshold operating values, products can be subjected to higher loads upon request. The bending radius is measured through the inside of the hose arch. The right to make technical modifications is reserved. All values determined at 20°C and are approx. data. Additional technical data at [www.norres.com/en/technology/](http://www.norres.com/en/technology/)

Accessories



CLAMP 212



CLAMP 217



CLAMP 213

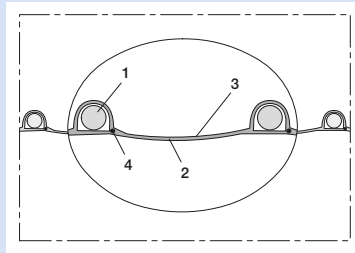



CONNECT 228



CONNECT 270-271

Overpressure and underpressure are recommended threshold operating values, products can be subjected to higher loads upon request. The bending radius is measured through the inside of the hose arch. Additional technical data at [www.norres.com](http://www.norres.com). The right to make technical modifications is reserved. All values determined at 20°C and are approx. data.



Crush resistant hose

**Applications**

- municipal vehicle: sweeper, sweeping machine
- municipal vehicle: lawn mower, slope mower, leaf blower/ leaf collector
- magnetic resonance scanner, MRI / computer tomography scanner, CT: air supply hose

**Properties**

- super-light weight
- highly flexible
- highly abrasion resistant
- crush resistant
- microbe resistant
- good resistance to oil, gasoline and chemicals

- very good low temperature flexibility
- grounding wire for discharging of electrostatic charging
- permanently antistatic wall: in accordance with ISO 8031 electrical and surface resistance <math><10^9 \Omega</math>
- conforms to RoHS guideline

**Temperature Range**

- -40°C to 90°C

**Design, Material**

patented PROTAPE® tape hose  
 1. special plastic-profile supporting spiral

- 2. wall: special premium ester-polyurethane (Pre-PUR®)
- 3. wall thickness 0,4 mm approx.
- 4. grounding wire

**Delivery variants**

- further diameters and lengths available on request
- transparent (standard)
- customer-specific branding

I.D. in / mm	O.D. mm	Over- pressure bar	Under- pressure bar	Bending Radius mm	Weight kg/m	Production Lengths m	Order No.
2 / 50-51	62	0,603	0,014	20	0,250	10	327-0050-2100
2,36 / 60	72	0,503	0,011	22	0,290	10	327-0060-2100
3 / 75-76	87	0,404	0,009	26	0,350	10	327-0075-2100
- / 80	92	0,379	0,009	29	0,390	10	327-0080-2100
4 / 100-102	113,5	0,303	0,007	35	0,49	10	327-0100-2100
4,5 / 114-115	127	0,264	0,006	41	0,54	10	327-0115-2100
4,72 / 120	132	0,253	0,006	43	0,56	10	327-0120-2100
5 / 125-127	138,5	0,243	0,005	45	0,58	10	327-0125-2100
5,5 / 140	152	0,217	0,005	51	0,63	10	327-0140-2100
6 / 150-152	162	0,203	0,005	55	0,67	10	327-0150-2100
6,5 / 165	177	0,184	0,004	61	0,75	10	327-0165-2100
7 / 178-180	192	0,169	0,004	67	0,80	10	327-0180-2100
8 / 200-203	212	0,152	0,003	85	0,98	10	327-0200-2100

Overpressure and underpressure are recommended threshold operating values, products can be subjected to higher loads upon request. The bending radius is measured through the inside of the hose arch. The right to make technical modifications is reserved. All values determined at 20°C and are approx. data. Additional technical data at [www.norres.com/en/technology/](http://www.norres.com/en/technology/)

**Accessories**



CLAMP 212



CLAMP 217



CLAMP 213

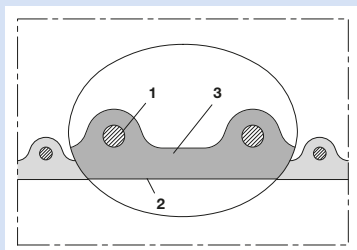



CONNECT 228



CONNECT 270-271

Overpressure and underpressure are recommended threshold operating values, products can be subjected to higher loads upon request. The bending radius is measured through the inside of the hose arch. Additional technical data at [www.norres.com](http://www.norres.com). The right to make technical modifications is reserved. All values determined at 20°C and are approx. data.



Vacuum truck hose, heavy and reinforced, very flexible

### Applications

- suction excavator
- municipal vehicle: sweeper, sweeping machine

### Properties

- heavy duty and reinforced
- highly abrasion resistant
- microbe resistant
- good resistance to oil, gasoline and chemicals
- very good low temperature flexibility

- conforms to RoHS guideline

### Temperature Range

- -40°C to 90°C
- short time to 125°C

### Design, Material

AIRDUC® profile hose

1. spring steel wire firmly embedded in wall
2. wall: special premium polyurethane (Pre-PUR®)
3. wall thickness 2,5 mm approx.

4. reinforcement of the primary abrasion areas

### Delivery variants

- further diameters and lengths available on request
- orange (standard)
- special colours: transparent, full coloured
- customer-specific branding

I.D.	O.D.	Over-pressure	Under-pressure	Bending Radius	Weight	Dimensions in Stock	Order No.
in / mm	mm	bar	bar	mm	kg/m	m	
8 / 200-203	213	0,600	0,120	316	5,130	5	355-0200-5202
10 / 254	267	0,482	0,075	407	6,510	5	355-0254-5202
- / 352	365	0,340	0,050	554	9,030	5	355-0352-5202

Overpressure and underpressure are recommended threshold operating values, products can be subjected to higher loads upon request. The bending radius is measured through the inside of the hose arch. The right to make technical modifications is reserved. All values determined at 20°C and are approx. data. Additional technical data at [www.norres.com/en/technology/](http://www.norres.com/en/technology/)

## Accessories



CLAMP 211

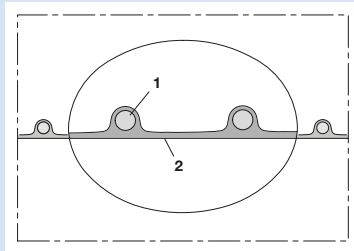



CONNECT 240 + 241



CONNECT 270-271

Overpressure and underpressure are recommended threshold operating values, products can be subjected to higher loads upon request. The bending radius is measured through the inside of the hose arch. Additional technical data at [www.norres.com](http://www.norres.com). The right to make technical modifications is reserved. All values determined at 20°C and are approx. data.



Antistatic polyurethane hose, light, microbe resistant

### Applications

- flexible hose/ ducting for abrasive powder, bulk material, granulate and for gases
- welding mask: breathing air respirator, breathing hose (flexible type, black)
- textile industry, fiber extraction: spinning machine, knitting machine, weaving loom machine
- animal stall, animal shed: feedstuff conveying, feedstuff plant, animal feed transport
- construction industry: insulation-blowing system
- surface preparation: shot blasting/ sand blasting recovery e.g. at blasting chamber, ship yard, stripping machine, flooring preparation machine, grinding machine
- X-ray machine: cable protection conduit (special type on request)
- magnetic resonance scanner, MRI : cable protection conduit, air supply hose (special type on request)

- medical equipment/ medical technology, health-care sector: cable protection conduit, air supply hose, extraction hose
- municipal vehicle: sweeper, sweeping machine
- municipal vehicle: lawn mower, slope mower, leaf blower/ leaf collector
- scrubber, floor cleaning machine

### Properties

- light weight
- abrasion-resistant
- microbe resistant
- good resistance to chemicals
- phthalate-free
- permanently antistatic wall: in accordance with ISO 8031 electrical and surface resistance  $<10^9 \Omega$
- conforms to RoHS guideline

### Temperature Range

- 20°C to 70°C
- short time to 80°C

### Design, Material

NORPLAST® full plastic hose

- hard plastic spiral integrated in wall; spiral: rigid PVC
- smooth interior; wall: permanently antistatic premium ester-polyurethane (Pre-PUR®)

### Delivery variants

- further diameters and lengths available on request
- transparent (standard)
- special colours: coloured spiral, full coloured
- customer-specific branding

I.D. in / mm	O.D. mm	Over- pressure bar	Under- pressure bar	Bending Radius mm	Weight kg/m	Dimensions in Stock m	Further Production Lengths m	Order No.
<b>Standard Version</b>								
- / 20	26	1,000	0,250	15,0	0,100	10 20	-	385-0020-0000
1 / 25	31	1,000	0,250	17,5	0,130	10 20	-	385-0025-0000
- / 30	36	0,900	0,250	20,0	0,140	10 20	-	385-0030-0000
1,25 / 32	38	0,850	0,200	19,0	0,160	10 20	-	385-0032-0000
1,36 / 35	41	0,800	0,200	27,5	0,170	10 20	-	385-0035-0000
1,5 / 38	45	0,750	0,200	31,0	0,200	10 20	-	385-0038-0000
- / 40	47	0,750	0,200	40,0	0,210	10 20	-	385-0040-0000
1,75 / 44-45	52	0,650	0,200	42,5	0,250	10 20	-	385-0045-0000
2 / 50-51	58	0,500	0,200	45,0	0,290	10 20	-	385-0050-0000
2,36 / 60	68	0,500	0,160	50,0	0,430	10 20	-	385-0060-0000
2,5 / 63-65	71	0,450	0,160	48,5	0,460	10 20	-	385-0063-0000
- / 70	79	0,400	0,160	60,0	0,500	10 20	-	385-0070-0000
3 / 75-76	84	0,375	0,160	65,0	0,555	10 20	-	385-0075-0000
- / 80	89	0,350	0,160	70,0	0,590	10 20	-	385-0080-0000
3,5 / 89-90	100	0,300	0,140	80,0	0,670	10 20	-	385-0090-0000
4 / 100-102	110	0,280	0,130	90,0	0,750	10 20	-	385-0100-0000
- / 110	121	0,250	0,120	95,0	0,900	-	20	385-0110-0000
4,72 / 120	131	0,250	0,100	100,0	1,000	-	20	385-0120-0000
5 / 125-127	136	0,250	0,100	107,5	1,100	10 20	-	385-0125-0000
- / 130	141	0,200	0,090	105,0	1,200	-	20	385-0130-0000

Overpressure and underpressure are recommended threshold operating values, products can be subjected to higher loads upon request. The bending radius is measured through the inside of the hose arch. Additional technical data at [www.norres.com](http://www.norres.com). The right to make technical modifications is reserved. All values determined at 20°C and are approx. data.



I.D.	O.D.	Over-pressure	Under-pressure	Bending Radius	Weight	Dimensions in Stock	Further Production Lengths	Order No.
in / mm	mm	bar	bar	mm	kg/m	m	m	
5,5 / 140	152	0,200	0,090	110,0	1,300	-	20	385-0140-0000
6 / 150-152	162	0,180	0,080	125,0	1,500	10 20	-	385-0150-0000
<b>flexible type, black (none antistatic / none flame-retardant)</b>								
- / 40	47	0,750	0,200	40,0	0,210	15	-	385-0040-1029
2 / 50-51	58	0,500	0,200	45,0	0,290	15	-	385-0050-1029

Overpressure and underpressure are recommended threshold operating values, products can be subjected to higher loads upon request. The bending radius is measured through the inside of the hose arch. The right to make technical modifications is reserved. All values determined at 20°C and are approx. data. Additional technical data at [www.norres.com/en/technology/](http://www.norres.com/en/technology/)

### Accessories



CLAMP 208



CONNECT 228



CONNECT 223



CONNECT 270-271

Overpressure and underpressure are recommended threshold operating values, products can be subjected to higher loads upon request. The bending radius is measured through the inside of the hose arch. Additional technical data at [www.norres.com](http://www.norres.com). The right to make technical modifications is reserved. All values determined at 20°C and are approx. data.



**NORRES Schlauchtechnik GmbH**

Am Stadthafen 12-16  
45881 Gelsenkirchen  
GERMANY  
Phone +49 209 8 00 00 0  
Fax +49 209 8 00 00 99 99  
E-Mail info@norres.de  
www.norres.com

**NORRES UK LTD**

Unit 10, Mount Street Business Park  
Nechells, Birmingham, B7 5QU  
UNITED KINGDOM  
Phone +44 121 328 5426  
E-Mail info@norres.co.uk  
www.norres.co.uk

**NORRES France SARL**

27 D rue des Blancs Monts  
Z.A.C. Les Blancs Monts  
51350 Cormontreuil  
FRANCE  
Phone +33 3 26 35 95 41  
E-Mail info@norres.fr  
www.norres.fr

**NORRES North America Inc.**

2520 Foundation Drive  
South Bend, IN 46628  
UNITED STATES  
Phone +1 574 232 90 61  
Toll Free +1 855 NORRES 0  
E-Mail info@norres.us  
www.norres.us

**NORRES Polska Sp. z o.o.**

ul. Rolna 9  
Sady k. Poznania  
62-080 Tarnowo Podgórze  
POLAND  
Phone +48 61 293 31 80  
E-Mail info@norres.pl  
www.norres.pl

**NORRES Czech s.r.o**

Novoveská 552/5j  
709 00 Ostrava, Mariánské Hory  
CZECH REPUBLIC  
Phone +420 555 501 902  
E-Mail info@norres.cz  
www.norres.cz

**NORRES Hose Technology (Shanghai) Co., Ltd.**

诺锐软管科技（上海）有限公司  
上海浦东新区上丰路955号4幢一层西首  
West of Floor 1, Building 4, No. 955,  
Shang Feng Rd., Pudong, 201201 Shanghai  
P.R. CHINA  
Phone +86 21 50308958  
E-Mail info@norres.cn  
www.norres.cn www.sh-norres.com

**NORRES Taiwan Co., Ltd.**

台灣諾銳有限公司  
桃園市蘆竹區經國路892號5樓  
5F., No. 892, Jingguo Rd., Luzhu Dist.  
Taoyuan City 33858  
TAIWAN (R.O.C.)  
Phone +886 3 356 0696  
E-Mail info@norres.tw  
www.norres.tw

